

Australian National Incident Dataset

September 14, 2018 to April 16, 2019

UPLOADS

Understanding and Preventing Led
Outdoor Accidents Data System
www.uploadproject.org



Overall Incident Data

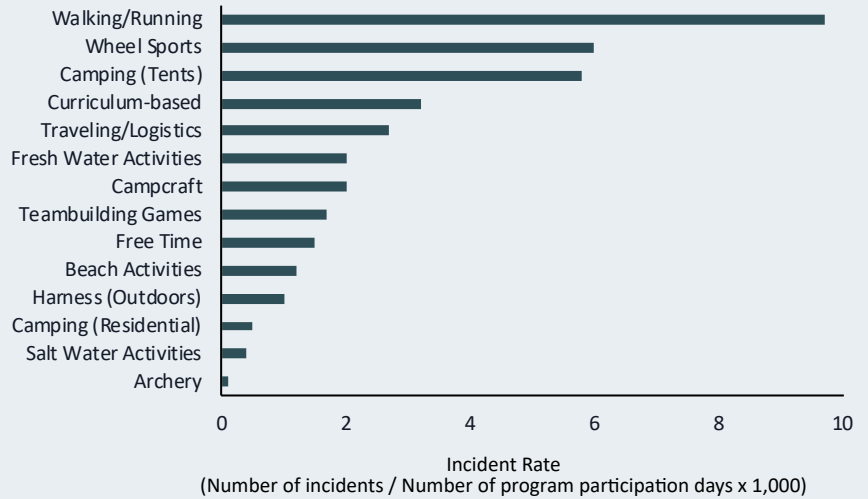
1,284 Incidents Reported

133,541 Program Participation Days

9.6 Incidents per 1,000 Participation Days



To protect the privacy of organisations that contribute to the National Incident Dataset (NID), the following have been excluded as per the NID reporting restrictions: Activities - Arts & Crafts, Caving, Harness (Indoors), Horse and Camel Riding, Other, Snowsports, and Urban Program; Incident Types - Psychosocial, Equipment or Environmental Damage, and Missing People.

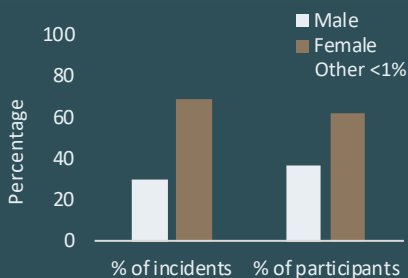


Walking/Running Incidents

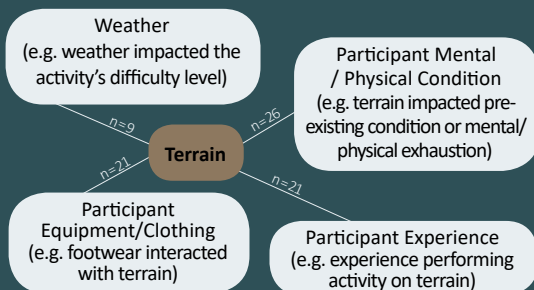
Incident Types

- 257** Injuries, top three injuries:
 - Superficial (n = 122)
 - Muscular (n = 45)
 - Dislocation/Strain (n = 24)
- 72** Illnesses, top three illnesses:
 - Heat Related (n = 21)
 - Nausea / Vomiting (n = 14)
 - Respiratory (n = 11)
- 30** Near Misses

Incidents by Gender



Most frequent relationships associated with terrain (the most frequent contributory factor)



Most frequent contributory factors associated with Walking/Running incidents

System Level	Males	Females
Governance, Education & Regulation	No contributory factors reported at this level	Local Government: Policies/Procedures (n = 1) <ul style="list-style-type: none"> • Facility Maintenance
Clients	Parents: Communication (n = 2) <ul style="list-style-type: none"> • Pre-existing conditions not reported. 	Schools: Decisions (n = 7) <ul style="list-style-type: none"> • Decision to run program during a hot time of year. Parents: Communication (n = 8) <ul style="list-style-type: none"> • Pre-existing conditions not reported.
Led Outdoor Activity Planning & Management	Program: Suitability (n = 2) <ul style="list-style-type: none"> • Program difficulty level 	Management: Policies/Procedures (n=2) <ul style="list-style-type: none"> • Ensure staff compliance with procedures • Review packing list for program Program: Scheduling (n = 5) <ul style="list-style-type: none"> • Distance required to travel each day • Unsuitable time of year • Food drop schedule
People Directly Involved in the Incident	Group: Peer Interactions (n = 5) <ul style="list-style-type: none"> • Competition between group members • Group morale Participant: Mental Physical (n = 27) <ul style="list-style-type: none"> • Pre-existing injuries, illness, or psychosocial disorders • Mental or physical exhaustion Leader: Decisions (n = 6)	Participant: Mental/Physical (n = 65) <ul style="list-style-type: none"> • Pre-existing injuries, illness, or psychosocial disorders • Menstruation • Mental or physical exhaustion Leader: Communication (n = 10) <ul style="list-style-type: none"> • Activity instruction • Confirm participation understanding of instructions
Activity Resources & Environment	Resources: Equipment/Clothing (n = 24) <ul style="list-style-type: none"> • Participant pack weight • Clothing suitability • Footwear suitability (new, size, type) Environment: Terrain (n = 30) <ul style="list-style-type: none"> • Steep / uneven / slippery / debris / sandy • Exposure to sun 	Resources: Equipment/Clothing (n = 52) <ul style="list-style-type: none"> • Participant pack weight • Clothing suitability • Footwear suitability (new, size, type) • Bushwalking maps Environment: Terrain (n = 100) <ul style="list-style-type: none"> • Steep / uneven / slippery / debris / sandy • Exposure to sun