

## Creating a “Short Cut” to the UPLOADS App on your Smart Device

The UPLOADS App is a web-based application that is accessed through your devices web browser. You can create a short cut link to the UPLOADS App on your home screen, so UPLOADS “looks and acts” like a regular App on your smart device. To create a short cut, follow the below instructions.

### Using an Android Device

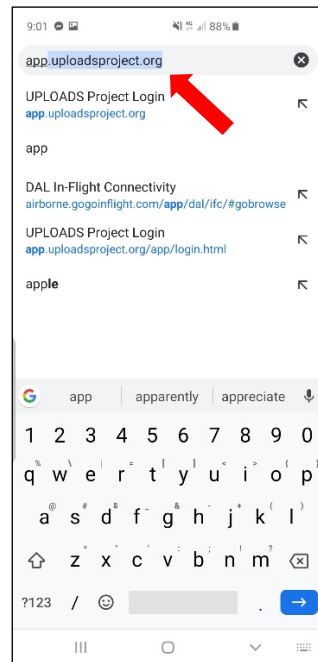
#### Step 1.

Open **Chrome** on your Android device (Use version 49 or higher for an optimum experience).



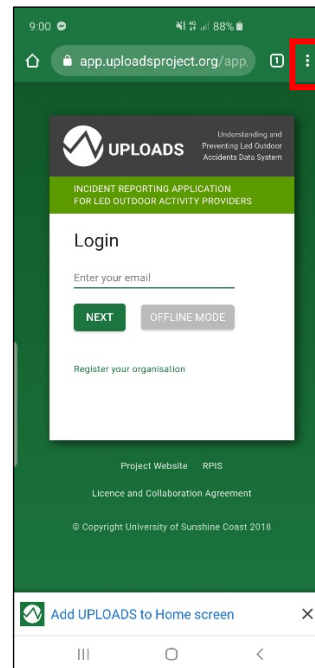
#### Step 2.

Navigate to **app.uploadsproject.org**



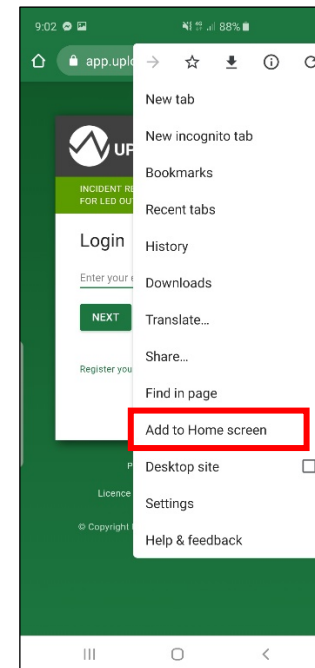
#### Step 3.

Click on the **three dots** in the top right hand corner of the screen.




#### Step 4.

Select **“Add to Home Screen”**.


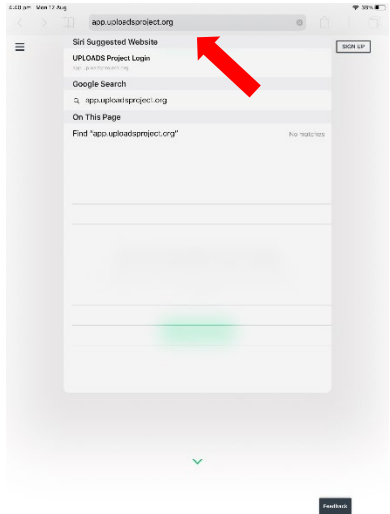
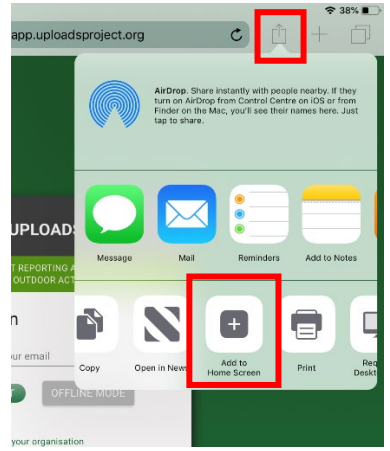
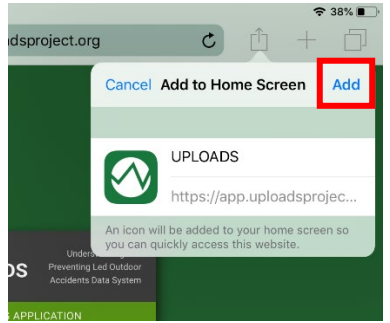


#### FINISHED 🎉

You can now access the **UPLOADS App** by the clicking on the icon located on the home screen.



## Using iOS Device (iPhone or iPad)

Step 1.	Step 2.	Steps 3 and 4.	Step 5.	FINISHED 😊
<p>Open <b>Safari</b> on your iOS device (Use version 11.3 or higher for an optimum experience).</p> 	<p>Navigate to <b>app.uploadsproject.org</b></p> 	<p><b>Click on the share button</b> in the top right hand corner of the screen.</p> <p>Then select <b>“Add to Home Screen”</b>.</p> 	<p>Select <b>“Add”</b>.</p> 	<p>You can now access the <b>UPLOADS App</b> by the clicking on the icon located on the home screen.</p> 